

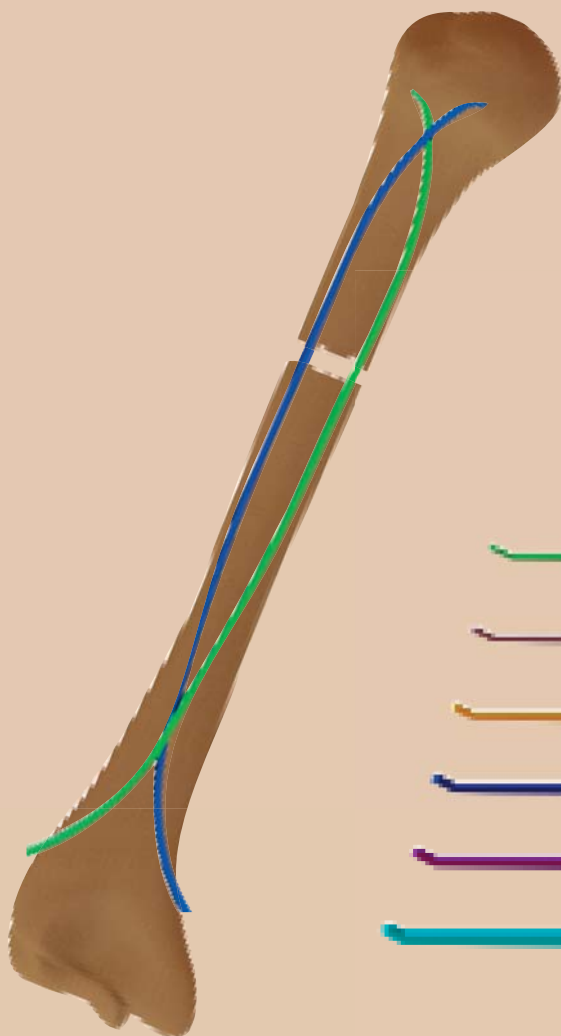


FLEX NAIL™

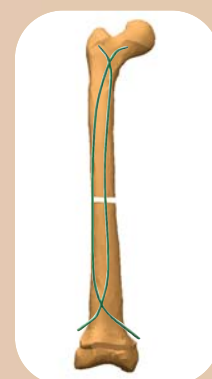
TITANIUM / STAINLESS STEEL

Flexible nails are designed for fixation of diaphyseal fractures

**Adult
Humerus**



**Pediatric
Femur**



**Pediatric
Tibia**



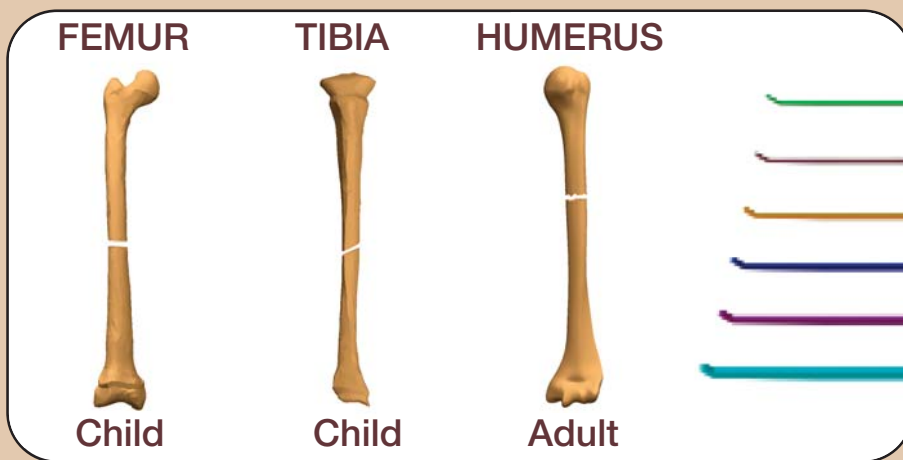
Green	Ø2.0 mm
Purple	Ø2.5 mm
Yellow	Ø3.0 mm
Blue	Ø3.5 mm
Fucshia	Ø4.0 mm
Teal	Ø5.0 mm

INDICATIONS

FLEX NAIL™ are specifically designed for fixation of diaphyseal fractures when the medullary canal is narrow or flexibility of the implant is paramount:

- **Pediatric upper and lower long bones**
Femur, Tibia, Humerus
- **Adult upper long bones**
Humerus

SURGICAL TECHNIQUE



Preparation:

Reduce the fracture.
Choose appropriate nails.
Bend the nails in the same direction as the spatula's curve.



Metaphyseal incision:

Make the incision at the metaphyseal cortex.
Using the square awl, drill a hole with oblique angle approximately 1 cm above.



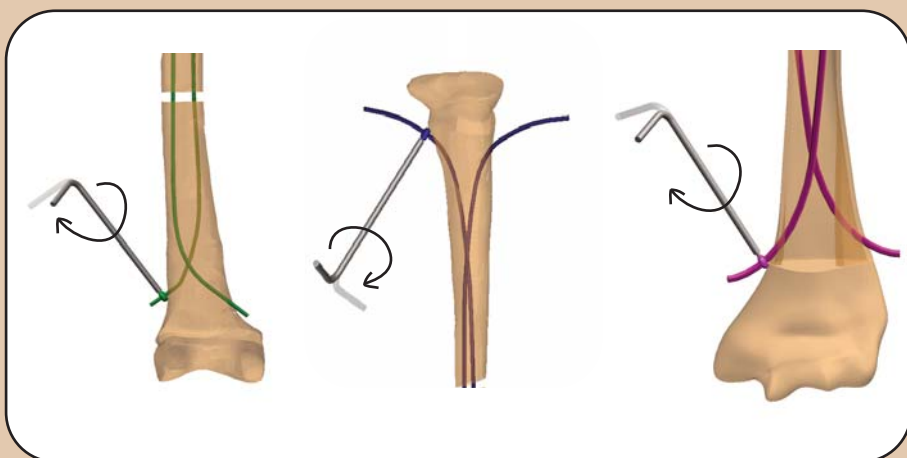
Nail introducing:

Use the T-handle chuck to introduce the nail into the medullary canal as far as the fracture site.
Push the nail after the fracture site and continue to the opposite part.




Second nail positioning:

A minimum of two nails are required to stabilize the fracture. Repeat the same procedure to insert a second nail through the opposite cortex with an opposite curve pattern.



Blockstop*:

Place the appropriate blockstop on the exposed nail tip. Once the blockstop is placed, screw the key until it breaks.



Nail cutting:

Bend the exposed portion of the Flex Nail until it is perpendicular to the bone. Use the pin cutter, cut the exposed nail near the surface of the bone, or near the blockstop.



Nail extraction:

Once the fracture has healed, remove the blockstop and extract the Flex Nail using the locking pliers.

IMPLANTS

INSTRUMENTS

TITANIUM

FX221.200	Flex nail Ø2.0mm L=450mm
FX221.250	Flex nail Ø2.5mm L=450mm
FX221.300	Flex nail Ø3.0mm L=450mm
FX221.350	Flex nail Ø3.5mm L=450mm
FX221.400	Flex nail Ø4.0mm L=450mm
FX221.500*	Flex nail Ø5.0mm L=450mm

STAINLESS STEEL

FX220.200	Flex nail Ø2.0mm L=450mm
FX220.250	Flex nail Ø2.5mm L=450mm
FX220.300	Flex nail Ø3.0mm L=450mm
FX220.350	Flex nail Ø3.5mm L=450mm
FX220.400*	Flex nail Ø4.0mm L=450mm
FX220.500*	Flex nail Ø5.0mm L=450mm

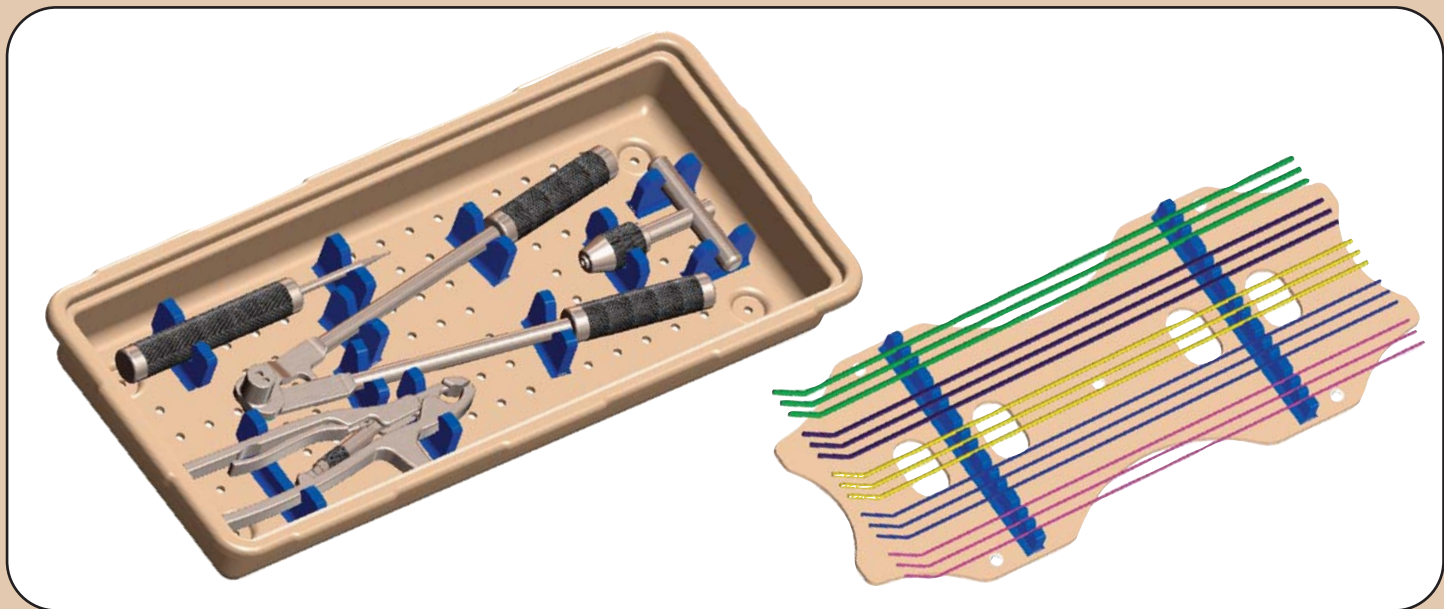
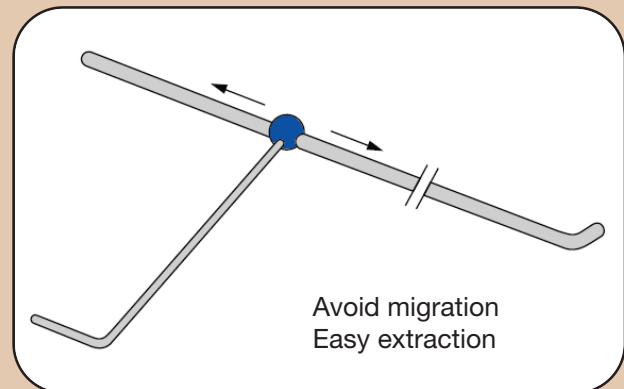
BLOCK STOP*

FX213.000	Blockstop Ø2.0mm Sterile
FX213.002	Blockstop Ø2.5mm Sterile
FX213.004	Blockstop Ø3.0mm Sterile
FX213.006	Blockstop Ø3.5mm Sterile
FX213.008	Blockstop Ø4.0mm Sterile
FX213.010	Blockstop Ø5.0mm Sterile

* on request

FX622.124	T-handle chuck inserter
FX622.126	Locking pliers
FX622.125	Nail cutter
FX622.127	Triangular awl

FX622.114	Upper implant tray
FX622.110	Complete instrumentation set



1663, rue de Majornas - 01440 Viriat - France
Tél. : (33) 04 74 55 35 55 - Fax : (33) 04 74 52 44 01
E-mail: info@fxsolutions.fr - www.fxsolutions.fr